





A screenshot of the 'Register Customer' page in the Inventory Management System. The browser's address bar shows 'localhost:52030/RegisterCustomer.html'. The page has a title 'Register Customer' and three input fields labeled 'Customer Name:', 'Customer Email:', and 'Customer Phone Number:'. Below these fields is a 'Register' button.

A screenshot of the 'Search Product' page in the Inventory Management System. The browser's address bar shows 'localhost:52030/SearchProduct.html'. The page has a title 'Search Product' and an input field labeled 'Enter Product Name:'. Below the input field is a 'Search' button. The input field contains the text 'Partial match allowed'.





    localhost:52030/Role.html

## Login

Username:

Password:





Select Role:

    localhost:52030/PlaceOrder.html

## Place your Order

Product ID:

Quantity:

    localhost:52030/HelpDesk.html

## At your Service

If you need any help, please free free to reach out [helpdesk@inventorysys.com](mailto:helpdesk@inventorysys.com).